

# Engineering Change Notice

|                           |                       |
|---------------------------|-----------------------|
| Part No. <u>925</u>       | ECN No. <u>20-065</u> |
| Part Name <u>USB PLUG</u> | Date <u>7.07.20</u>   |
| Rev. <u>H</u>             | ECR No. <u>—</u>      |

Description of Change:  Drawing Attached  
UPDATE DRAWING PER INSPECTED SAMPLE

Solution:  Tooling Change Required  
REVISE C+M

Disposition of Parts:  
U.A.I.

Signed RH Date 7.07.20

Required Distribution:

Engineering     Quality Control     Purchasing     Manufacturing/Supplier

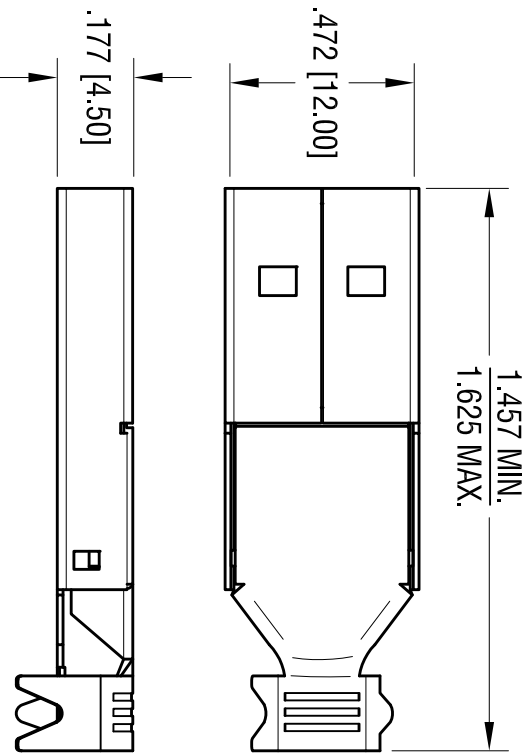
Chief Engineer: \_\_\_\_\_ Remarks: \_\_\_\_\_

Signed RH Date 7.07.20

Document Control: \_\_\_\_\_ Rev. K

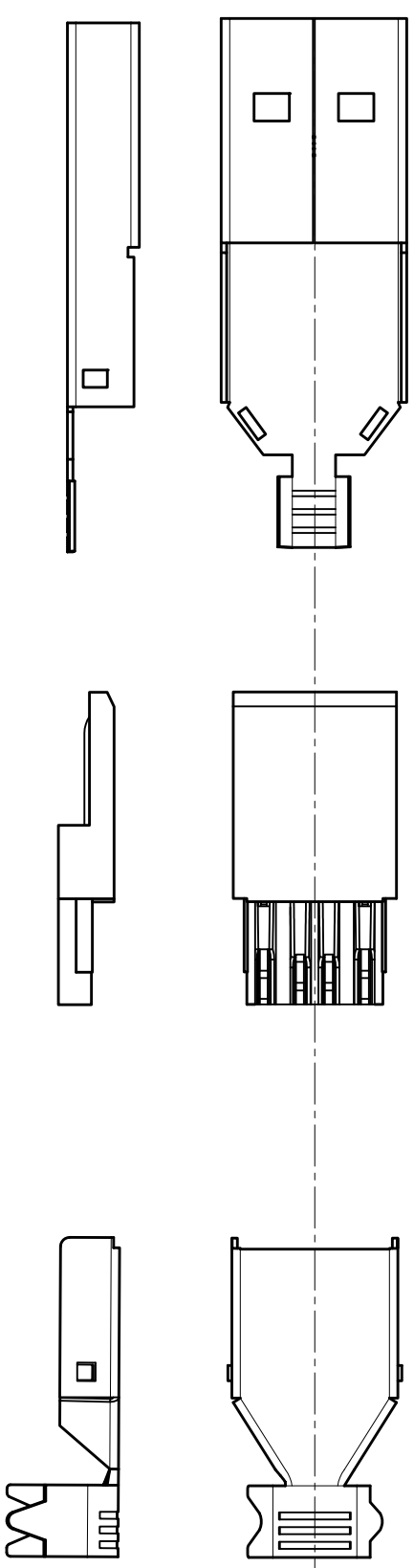
Change Incorporated    Signed NATASHA T. Date 7.07.20

| DATE     | DESCRIPTION               | REV. |
|----------|---------------------------|------|
| 4.14.00  | CHANGE AS PER ECN 00-024  | C    |
| 6.8.05   | CHANGE AS PER ECN 056-035 | D    |
| 6.30.08  | CHANGE AS PER ECN 08-116  | E    |
| 12.17.09 | CHANGE AS PER ECN 09-191  | F    |
| 12.21.12 | CHANGE AS PER ECN 12-162  | G    |
| 12.14.17 | CHANGE AS PER ECN 17-076  | H    |
| 7.07.20  | CHANGE AS PER ECN 20-065  | K    |

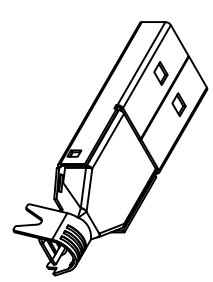


FRONT SHELL

INSULATOR BODY



REAR SHELL



ACTUAL SUZE

Notes:  
 Materiall:  
 Shell: Matl- Steel  
 Finish: Nickel plate, over Copper Plate  
 Insulator: PBT  
 Contacts: Bronze  
 Finish:  
 Contact Area: Gold Plate over Nickel Plate  
 on Solder Tail: Tin Plate over Nickel Plate

|   |        |                 |         |
|---|--------|-----------------|---------|
| <b>KEYSTONE ELECTRONICS CORP.</b>                               |        |                 |         |
| www.keystone.com • NEW HYDE PARK, NY 11040 • Tel (516) 328-7500 |        |                 |         |
| PART NAME   |        | USB A-TYPE PLUG |         |
| MATERIAL  |        | AS NOTED        |         |
| FINISH  |        | AS NOTED        |         |
| TOLERANCES  | INCH   | [MM]            | CODE    |
| DECIMAL   | ± .010 | [± 0.25 ]       | C       |
| ANGULAR   | ± 1°   |                 |         |
| UNLESS OTHERWISE SPECIFIED                                      |        |                 |         |
| DRN BY  | BOONE  | DATE            | 6.18.98 |
| APP'D   | RH     | SCALE           | 2X      |
| DWG NO.   |        | 925             |         |

THIS DOCUMENT IS THE PROPERTY OF KEYSTONE ELECTRONICS CORP. AND SHALL NOT BE REPRODUCED, DISTRIBUTED OR USED AS A BASIS FOR MANUFACTURE WITHOUT PRIOR WRITTEN PERMISSION FROM KEYSTONE ELECTRONICS CORP.